

Electric forklift

15/18/20BT-9U



A NEW LEVEL OF SATISFACTION FOR OWNERS AND OPERATORS

Compact forklift with proven AC technology

Hyundai is proud to introduce its new BT-9U Series 3-wheel battery forklifts. These high-performing machines feature numerous upgrades, including new technology that enhances productivity, efficiency, durability, comfort and safety, while making maintenance easier than ever before.



Productivity & Efficiency

SMOOTH, EFFICIENT PERFORMANCE TO BOOST YOUR PRODUCTIVITY

The BT-9U Series has been enhanced with new details and technologies to improve operating performance and efficiency. The upgraded ZF drivetrain combines with Electronic Power Steering (EPS) to ensure smooth performance in any conditions. Energy consumption has been reduced to save costs and allow operators to work longer.



UPGRADE

ZF dual drivetrain (ZF drive gear + Schabmueller drive motor + electric parking brake)

The drivetrain selected for the BT-9U Series is supplied by ZF, a global leader in power train design with a solid reputation for reliability and durability. The low-noise ZF dual drive system ensures excellent drawbar pull and a short turning radius. It is combined with virtually maintenance-free Schabmueller AC motors and a wet brake system that offers optimal brake performance with minimal servicing. An automatic electric parking brake improves safety and productivity.



UPGRADE

Electric Power Steering (EPS)

The ZAPI EPS system offers speed adaptive steering feedback and allows each operator to set up personalised parameters.

Reduced energy consumption

The combination of the newly applied Zapi EPS system and ZF drivetrain significantly reduces energy consumption. As a result, running costs are reduced and operating time is extended.

Previous model (20BT-9): 8.5 Kw/h
Upgraded model (20BT-9U): 5.7 Kw/h



The figures above are based on Hyundai's test results for a single charge cycle and may differ from actual working conditions.



Tailored performance for different working conditions

Different working modes optimise the forklift's performance depending on parameters such as speed of operation, maximum working time and operator proficiency.

- H:** High Performance mode with fast driving and lifting speeds
- N:** Normal mode with balanced performance and energy consumption
- E:** Economy mode maximising battery autonomy



UPGRADE

New ZAPI controller

BT-9U Series forklifts feature a new ZAPI ACE controller with dual MiCOM technology. The capacity of the drive controller has been increased for higher drive performance. The controllers feature IP65 level dust and water protection.

OPTION

Productivity & Efficiency

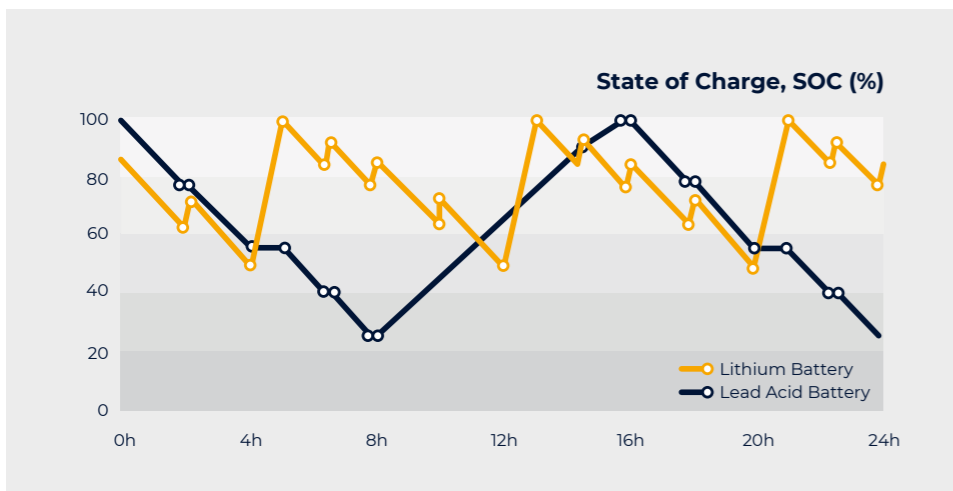
OPTIMISE YOUR MACHINE WITH A HIGH-QUALITY LI-ION BATTERY

Lithium-ion (Li-ion) batteries ensure high equipment performance and allow extended hours of continuous operation through the use of fast, high-current opportunity charging. The Hyundai Li-ion battery uses Samsung prismatic NMC cells, ensuring excellent performance and safety with virtually zero maintenance. With double the lifespan of a traditional lead-acid battery, accompanied by a 5-year warranty, it significantly lowers the total operating cost of your forklift.

Li-ION battery capacity:
 - 15BT-9U: 51.5 V/376 Ah
 - 18/20BT-9U: 51.5 V/470 Ah



Comparison of charge and discharge



Why choose a Hyundai Li-ion battery?



Longer operating time

- Extended battery autonomy through use of short opportunity charges during breaks
- No need for spare batteries or charging facilities



Increased safety

- Multi-layered protection on cell
- Enclosed battery case made of high-strength steel
- No hazardous gases produced during charging process



Minimal maintenance

- No need to replenish distilled water or electrolytes
- Battery lifespan at least double that of lead acid/sulfuric acid batteries (over 4,000 cycles)
- No harmful gas emissions and no restrictions on the charging location



Lower costs

- Higher charging efficiency than lead acid batteries (80% → 90%)
- Zero downtime for maintenance

Operating comfort

COMFORT, CONTROL AND CONVENIENCE – AT YOUR FINGERTIPS

For the BT-9U Series, we optimised ergonomics wherever possible to ensure a comfortable seating position that places all the controls you need within easy reach. We also prioritised quick, simple maintenance to minimise downtime and allow you to focus on the job at hand.




4.3 inch LCD colour monitor

The 4.3 inch LCD smart graphic display gives the driver an overview of essential information. The menu is available in 11 different languages. Intuitive selection buttons next to the display create the perfect tool for machine set-up and on-board diagnosis.

- | | | |
|--|----------------------------|----------------------------------|
| 1 Speed (digital) | 5 Menu/Scroll left | 10 Low brake oil warning lamp |
| 2 Steering wheel position and travel direction | 6 Performance/Scroll right | 11 Error warning lamp |
| 3 Battery discharge indicator | 7 Turtle/Scroll down | 12 High temperature warning lamp |
| 4 Scroll up | 8 ESC/Back | |
| | 9 Enter | |

Spacious operating area

The newly designed driver compartment increases operating space, visibility and overall comfort for the operator.



Camera options


Two camera options are available for maximum convenience:

- An automatically activated rear view camera, integrated in the cluster
- A front view camera, displayed in a separate monitor



Full and semi-cabin options

The forklift can be equipped with a heated full cabin or a semi-cabin, depending on your needs.



Fingertip control levers

Adjustable, ergonomically designed fingertip control levers are available as an option to increase operator comfort and productivity.



Display options

As a standard feature, the driver can choose between two display layouts. If equipped with the optional load indicator, the loaded weight is shown on the display.



Directional & horn switch on lever

The electronic directional switch integrated in the lift lever is easy to use and helps operators to work more productively.



Continental SC18 solid tyres as standard

BT-9U Series forklifts are equipped with Continental SC18 solid tyres, helping to reduce energy consumption and ensuring a long service life.



Easy battery replacement

The convenient roller-type lateral battery replacement system has been enhanced with guiding strips. This design raises productivity by making battery exchange even faster.



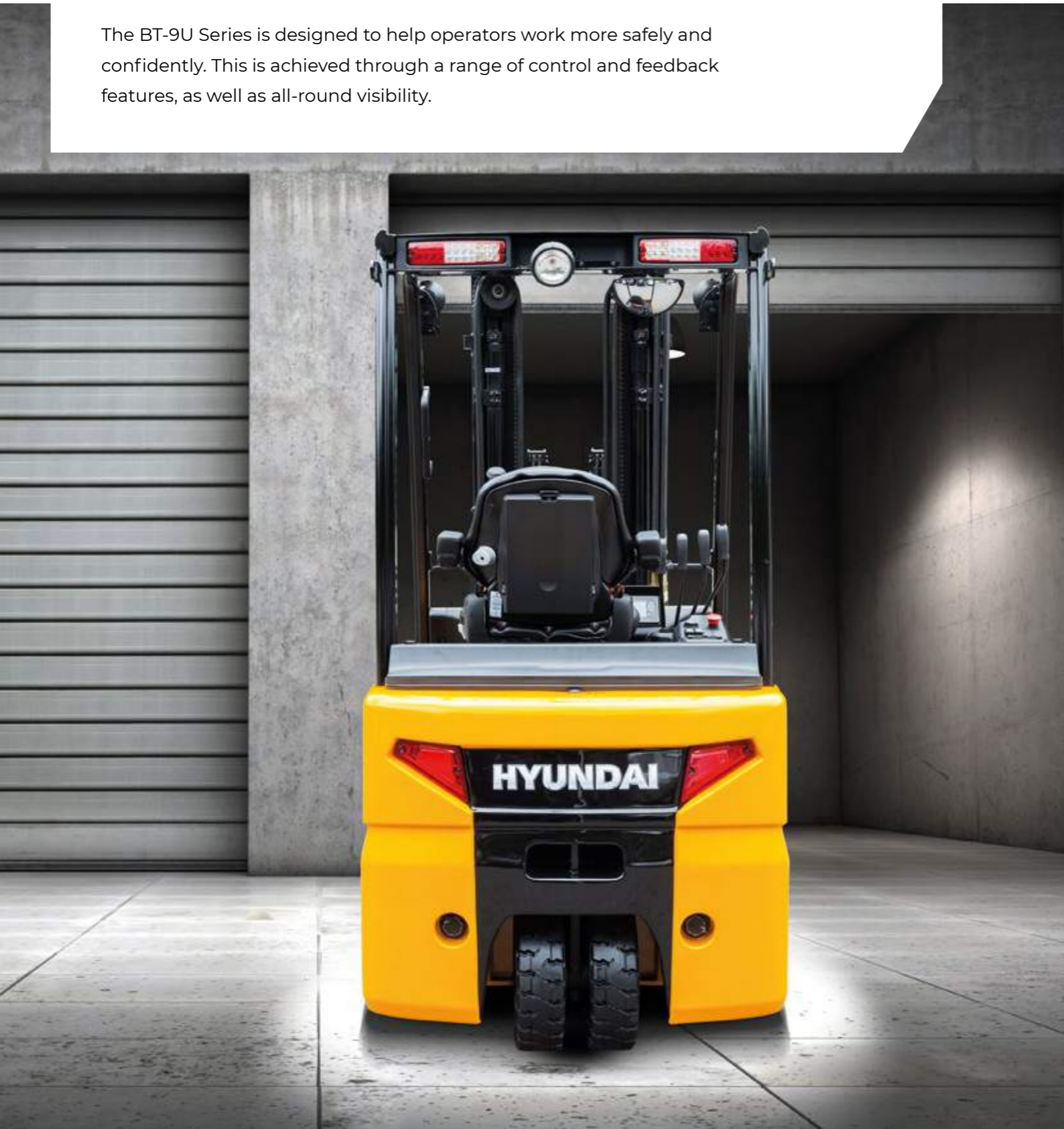
Low-vibration comfort seat

The BT-9U Series features a wide, high-quality Grammer seat. The suspension, armrests and backrest are adjustable and additional seat options are available to further customise the machine to your preferences.

Safety

VISIBILITY AND CONTROL FOR A SAFER WORKPLACE

The BT-9U Series is designed to help operators work more safely and confidently. This is achieved through a range of control and feedback features, as well as all-round visibility.



Speed adaptive steering feedback & Curve Control

The speed adaptive steering feedback system offers:

- Light steering force at a low speed, for reduced driver effort and high productivity
- Stiffer steering force at a high speed, ensuring high driving stability and a relaxed drive

The Curve Control system limits travel speed based on the turning radius, ensuring that turn manoeuvres are smooth and precise.



Excellent visibility from the driver's space

The lift cylinder arrangement has been optimised to provide good visibility for the operator. A panoramic mirror is included and two camera options are available to further increase for the operator and pedestrians.



NEW OPTION

Red Zone light

This new safety option projects the limits of a safe working area onto the floor, warning pedestrians and making it easier for them to keep at a safe distance from the forklift.



LED lights

LED combination lights and optional LED working lights offer excellent visibility in all circumstances, with very low energy consumption.



Anti-rollback system

BT-9U Series forklifts feature an anti-rollback system that prevents the machine from rolling back on a slope and offers exceptional drive-off capabilities.



OPTION

Auto fork levelling system


This feature ensure that mast tilting stops smoothly when the forks are in level position, improving both safety and productivity.



UPGRADE

Improved steering control

Steering ergonomics have been improved by synchronising the position of the steering knob and reducing the diameter of the steering wheel.



UPGRADE

Auto parking brake

The parking brake is activated and de-activated automatically, requiring no action from the operator.

Walk-around

15/18/20BT-9U

Productivity & efficiency

- Full electric power steering system for better energy efficiency
- Dual drive system for powerful drive performance with fine control
- Precise, fully adjustable fingertip control
- Ergonomically designed directional & horn switch positioned on hydraulic controls

OPTION

Safety

- Curve Control reduces driving speed when entering a curve
- Speed adaptive steering feedback increases driving stability
- Anti-rollback feature prevents rolling backwards on a slope
- Electric auto parking brake
- Operator Presence Sensing System (OPSS)



Durability

- Reliable, low-noise ZF-Schabmueller drive system (drive axle, drive motor and electric parking brake)
- Proven dual MiCOM ZAPI ACE controllers
- Wet disc brakes
- IP43 motor & IP65 controller

Easy maintenance

- Lateral battery exchange system (roller-type)
- Display with integrated self-diagnostic functions
- Proven quality Continental SC18 solid tyres

Parts & Warranties

HYUNDAI GENUINE PARTS AND WARRANTIES: THE BEST WAY TO PROTECT YOUR INVESTMENT

Hyundai Genuine parts, accessories and warranty programmes are specially designed to keep your investment covered. They increase uptime and maintain the performance, comfort, and convenience that are built into your equipment.



Leader in standard warranties for battery Forklifts!

Hyundai warranties are designed to give you the cover you need to build your business with confidence and peace of mind.

Best standard warranties in the industry

For extra reassurance, and to ensure maximum customer confidence, we are supplying all new battery models with best industry standard warranties.

The forklift **standard warranty covers you for two years or 3,000 hours, whichever comes first.**

Optional and extended warranty periods

In addition to this standard coverage, optional and extended warranty periods are available, allowing you to benefit from full warranty coverage for longer, and even over the full service life of your forklift.*

Forklift standard warranty*
2 years or 3,000 hours, whichever comes first.

Hyundai Genuine parts

Hyundai Genuine parts have the same design as those installed when your machine left the factory. They are subjected to rigorous quality inspections and tests to make sure they meet Hyundai's strict requirements for quality and durability.

As well as minimising downtime, this helps to ensure peak performance on every task. In the 13,000 m² warehouse, **Hyundai covers over 96% of all Genuine Parts.** With one of Europe's most advanced automated warehousing systems, we are able to maintain availability and efficient delivery of all our Genuine Parts.

A network you can rely on

HCEE prioritises quick, reliable intervention to keep your equipment running reliably. Thanks to the **extended dealer network across Europe, we will always be close by to ensure a timely and efficient solution.** Moreover, we guarantee a 24-hour delivery service across our European dealer network.

* Conditions apply. Please discuss the optimal solution for your needs with your dealer.

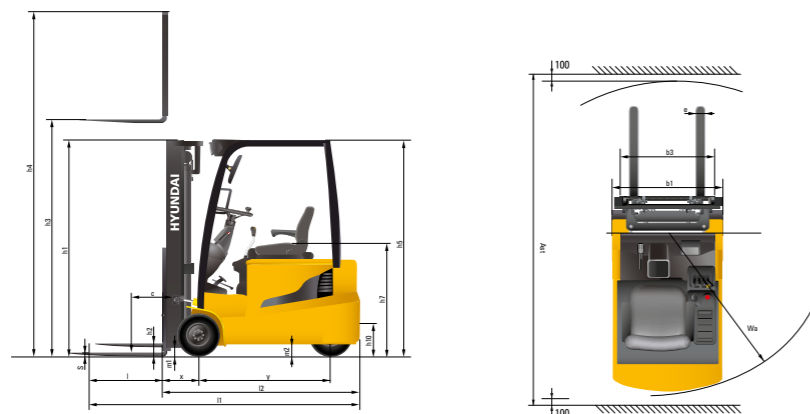


SPECIFICATIONS

Main characteristics					
1.1	Manufacturer (abbreviation)		Hyundai	Hyundai	Hyundai
1.2	Manufacturer's type designation		15BT-9U	18BT-9U	20BT-9U
1.3	Drive : Electric (battery or mains), Diesel, Petrol, Fuel Gas		Electric	Electric	Electric
1.4	Type of operation: Hand, Pedestrian, Standing, Seated, Order-Picker		Seated	Seated	Seated
1.5	Load Capacity / Rated Load	kg	1500	1800	2000
1.6	Load Center Distance	c mm	500	500	500
1.8	Load Distance, Center Of Drive Axle To Fork	x mm	380	380	380
1.9	Wheelbase	y mm	1345	1430	1430

Weights					
2.1	Service weight	kg	3118	3407	3542
2.2	Axle loading, loaded front/rear	kg	4129/489	4642/565	4956/586
2.3	Axle loading, unloaded front/rear	kg	1654/1464	1741/1666	1725/1817

Tyres & chassis					
3.1	Tyres : Solid Rubber, Superelastic, Pneumatic, Polyurethane		SE	SE	SE
3.2	Tyre size, front		18x7-8	200/50-10	200/50-10
3.3	Tyre size, rear		15x4.5-8	15x4.5-8	15x4.5-8
3.5	Wheels, number front/rear (X = Driven Wheels)		2x/2	2x/2	2x/2
3.6	Tread, front	mm	895	905	905
3.7	Tread, rear	mm	184	184	184



Dimensions					
4.1	Tilt of mast/fork carriage forward/backward	degree	5/7	5/7	5/7
4.2	Height, mast lowered	h1 mm	2120	2120	2120
4.3	Free lift	h2 mm	35	35	40
4.4	Lift height	h3 mm	3330	3330	3330
4.5	Height, mast extended	h4 mm	4320	4320	4320
4.7	Height of overhead guard (cabin)	h5 mm	2065 (2111)	2065 (2111)	2065 (2111)
4.8	Seat height / stand height rel. to sip	h7 mm	1090	1090	1090
4.12	Coupling height	h10 mm	520	520	520
4.19	Overall length	l1 mm	2800	2890	2925
4.20	Length to face of forks	l2 mm	1900	1990	2025
4.21	Overall width	b1 mm	1074	1105	1105
4.22	Fork dimensions	s x e x l mm	40x100x900	40x100x900	40x100x900
4.23	Fork carriage ISO 2328, class / type A, B		2A	2A	2A
4.24	Fork carriage width	b3 mm	1006	1006	1006
4.31	Ground clearance, below mast, loaded	m1 mm	89	89	89
4.32	Ground clearance, center of wheelbase	m2 mm	95	95	95
4.33	Aisle width for pallets 1000 X 1200 crossways (L X W)	Ast mm	3245	3335	3365
4.34	Aisle width of pallets 800 X 1200 crossways (W X L)	Ast mm	3370	3460	3490
4.35	Turning radius	Wa mm	1540	1630	1660

Performance data					
5.1	Travel speed, loaded/unloaded	km/h	16/16	16/16	16/16
5.2	Lift speed, loaded/unloaded	mm/s	400/550	400/550	400/550
5.3	Lowering speed, loaded/unloaded	mm/s	550/450	550/450	550/450
5.6	Max. drawbar pull, loaded/unloaded	N	15102/14759	15190/14710	14367/14043
5.8	Max. gradeability, loaded/unloaded	%	29.5/-	27.5/-	24.5/-
5.10	Service brake		Hydr.	Hydr.	Hydr.

Electric motor					
6.1	Drive motor rating S2 60 Min	kW	5.4x2	5.4x2	5.4x2
6.2	Lift motor rating at S3 15%	kW	14.9	14.9	14.9
6.4	Battery voltage, nominal capacity K5	V/Ah	48/440	48/510	48/510
6.5	Battery weight (Min.)	kg	820	1000	1000
6.6	Energy consumption acc. to VDI cycle	kWh/h	5	5	5
6.7	Battery compartment dimensions L/W/H	mm	983/553/650	983/638/650	983/638/650

Additional data					
8.1	Type of drive control	AC	AC	AC	AC
8.2	Operating pressure, system/attachments	bar	190/130	190/130	190/130
8.3	Oil volume for attachments	LPM	26	26	26

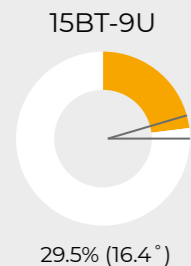
STANDARD AND OPTIONAL EQUIPMENT

Equipment	STD	OPT
Fork (mm) :		
40x100x900	•	
40x100x950		•
40x100x1000		•
40x100x1050		•
40x100x1150		•
40x100x1200		•
40x100x1350		•
40x100x1500		•
40x100x1600		•
Integral sideshift		•
Integral fork-positionner (revolution-kit)		•
Fingertip control		•
Directional switch on steering column		•
Tyre: non-marking / wide tyre [15BT-9U : front tyre (200 / 50-10)]		•
Basic cold storage (at max. -30°C ambient temperature)		•

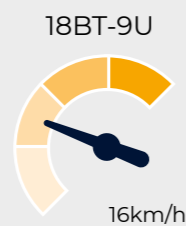
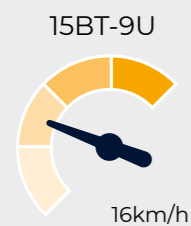
Equipment	STD	OPT
M.C.V.:		
3-spool	•	
4-spool		•
Auto fork leveling		•
Beacon lamp		•
Load indicator		•
Work lamp: LED		•
Blue Spot		•
Full and semi-cabin		•
Rear view and/or front view camera		•
Red-zone light		•
Top-loader battery exchange system		•
Drive-in rack head guard		•
Seat-belt interlock		•

GRADEABILITY AND TRAVEL SPEED

Maximum gradeability (loaded)



Maximum travel speed (unloaded)



MAST SPECIFICATIONS

15BT-9U														
Mast type	Maximum fork height	Maximum mast height, extended with backrest	Overall height (lowered)	Free lift height		Without load backrest (3/4-SPOOL)	Tilt angle		Load capacity w/o side shift	Load capacity integral side shift	Load capacity hook-on side shift	Maximum lifting height with rated capacity STD attachment	Truck weight (unloaded)	
				With load backrest	Without load backrest		Fwd	Bwd						
				mm	mm		deg	deg						
2-stage limited free lift	V270	2730	3720	1822	35	35	35	5	7	1500	1460	1440	2730	3103
	V300	3030	4020	1972	35	35	35	5	7	1500	1460	1440	3030	3123
	*V330	3330	4320	2122	35	35	35	5	7	1500	1460	1440	3330	3143
	V350	3530	4520	2222	35	35	35	5	7	1500	1460	1440	3530	3156
	V370	3730	4720	2322	35	35	35	5	7	1500	1460	1440	3730	3169
	V400	4030	5020	2472	35	35	35	5	7	1450	1420	1400	3600	3193
	V450	4530	5520	2822	35	35	35	5	5	1400	1360	1340	3400	3261
	V500	5030	6020	3072	35	35	35	5	5	1350	1320	1300	3300	3294
2-stage full free lift	VS300	3030	4023	1972	972	1507	1312	5	5	1500	1460	1440	3030	3161
	VS330	3330	4323	2122	1122	1507	1312	5	5	1500	1460	1440	3330	3183
3-stage full free lift	TF370	3740	4733	1772	772	1205	1065	5	5	1470	1440	1420	3300	3238
	TF400	4040	5033	1872	872	1305	1165	5	5	1450	1410	1390	3200	3258
	TF/TS430	4340	5333	1972	972	1405	1265	5	5	1400	1360	1340	3200	3278
	TF/TS450	4540	5533	2072	1072	1555	1415	5	5	1370	1340	1320	3100	3297
	TF/TS470	4740	5733	2122	1122	1555	1415	5	5	1350	1320	1300	3100	3308
	TF/TS500	5040	6033	2222	1222	1515	1515	5	5	1300	1270	1250	3000	3328
	TF/TS550	5540	6533	2422	1422	1905	1765	5	5	1250	1220	1200	2900	3367
	TF/TS600	6040	7033	2622	1622	2105	1965	5	5	1170	1150	1130	2800	3431
	TF/TS650	6540	7533	2822	1822	2285	2145	3	3	900	870	850	2600	3476
	TF/TS700	7040	8033	3022	2022	2465	2325	3	3	650	630	610	2500	3514

18BT-9U														
Mast type	Maximum fork height	Maximum mast height, extended with backrest	Overall height (lowered)	Free lift height		Without load backrest (3/4-SPOOL)	Tilt angle		Load capacity w/o side shift	Load capacity integral side shift	Load capacity hook-on side shift	Maximum lifting height with rated capacity STD attachment	Truck weight (unloaded)	
				With load backrest	Without load backrest		Fwd	Bwd						
				mm	mm		deg	deg						
2-stage limited free lift	V270	2730	3235	1824	35	35	35	5	7	1800	1750	1730	2730	3387
	V300	3030	3535	1974	35	35	35	5	7	1800	1750	1730	3030	3406
	*V330	3330	3835	2124	35	35	35	5	7	1800	1750	1730	3330	3427
	V350	3530	4035	2224	35	35	35	5	7	1800	1750	1730	3530	3440
	V370	3730	4235	2324	35	35	35	5	7	1800	1750	1730	3730	3452
	V400	4030	4535	2474	35	35	35	5	7	1750	1700	1680	3730	3477
	V450	4530	5035	2824	35	35	35	5	5	1700	1660	1640	3600	3544
	V500	5030	5535	3074	35	35	35	5	5	1600	1560	1540	3500	3578
2-stage full free lift	VS300	3030	4023	1974	981	1479	1339	5	5	1800	1800	1730	3030	3445
	VS330	3330	4323	2124	1131	1479	1489	5	5	1800	1770	1730	3330	3466
3-stage full free lift	TF370	3740	4733	1774	781	1205	1065	5	5	1750	1700	1680	3500	3522
	TF400	4040	5033	1874	881	1205	1165	5	5	1700	1650	1630	3400	3542
	TF/TS430	4340	5333	1974	981	1205	1265	5	5	1650	1610	1590	3300	3562
	TF/TS450	4540	5533	2074	1081	1555	1415	5	5	1620	1580	1560	3250	3581
	TF/TS470	4740	5733	2124	1131	1555	1415	5	5	1600	1550	1530	3200	3592
	TF/TS500	5040	6033	2224	1231	1655	1515	5	5	1550	1510	1490	3150	3612
	TF/TS550	5540	6533	2424	1431	1905	1765	5	5	1450	1410	1390	3100	3651
	TF/TS600	6040	7033	2624	1631	2105	1965	5	5	1170	1150	1130	3000	3715
	TF/TS650	6540	7533	2824	1831	2285	2145	3	3	1050	1030	1010	2850	3759
	TF/TS700	7040	8033	3024	2031	2499	2359	3	3	800	780	760	2700	3798

* TS-Mast : wide visible 3-stage full free lift mast with 2 free lift cylinders.

* : Standard

Load capacity values in above tables are calculated with: battery weight: 820 kg or above, single tyres, 900 mm fork

MAST SPECIFICATIONS

20BT-9U														
Mast type	Maximum fork height	Maximum mast height, extended with backrest	Overall height (lowered)	Free lift height		Without load backrest (3/4-SPOOL)	Tilt angle		Load capacity w/o side shift	Load capacity integral side shift	Load capacity hook-on side shift	Maximum lifting height with rated capacity STD attachment	Truck weight (unloaded)	
				With load backrest	Without load backrest		Fwd	Bwd						
				mm	mm		mm	mm						deg
2-stage limited free lift	V270	2730	3235	1824	40	40	40	5	7	2000	1940	1920	2730	3521
	V300	3030	3535	1974	40	40	40	5	7	2000	1940	1920	3030	3540
	*V330	3330	3343	2124	40	40	40	5	7	2000	1940	1920	3330	3561
	V350	3530	4035	2224	40	40	40	5	7	2000	1940	1920	3530	3574
	V370	3730	4235	2324	40	40	40	5	7	2000	1940	1920	3730	3586
	V400	4030	4535	2474	40	40	40	5	7	1950	1900	1880	3600	3611
	V450	4530	5035	2824	40	40	40	5	5	1850	1800	1780	3400	3678
	V500	5030	5535	3074	40	40	40	5	5	1800	1750	1730	3300	3712
2-stage full free lift	VS300	3030	4023	1974	986	1516	1344	5	5	2000	2000	1920	3030	3579
	VS330	3330	4323	2124	1136	1516	1494	5	5	2000	1960	1920	3330	3600
	TF370	3740	4733	1774	786	1210	1070	5	5	1950	1900	1880	3300	3656
3-stage full free lift	TF400	4040	5033	1874	886	1310	1170	5	5	1900	1850	1830	3200	3676
	TF/TS430	4340	5333	1974	986	1410	1270	5	5	1850	1810	1790	3100	3696
	TF/TS450	4540	5533	2074	1086	1560	1420	5	5	1820	1790	1770	3050	3715
	TF/TS470	4740	5733	2124	1136	1560	1420	5	5	1800	1760	1740	3000	3726
	TF/TS500	5040	6033	2224	1236	1660	1520	5	5	1750	1710	1690	3000	3746
	TF/TS550	5540	6533	2424	1436	1910	1770	5	5	1700	1660	1640	2950	3785
	TF/TS600	6040	7033	2624	1636	2110	1970	5	5	1550	1520	1500	2850	3849
	TF/TS650	6540	7533	2824	1836	2290	2150	3	3	1200	1170	1150	2750	3893
	TF/TS700	7040	8033	3024	2036	2504	2364	3	3	1050	1030	1010	2600	3932

* TS-Mast : wide visible 3-stage full free lift mast with 2 free lift cylinders.

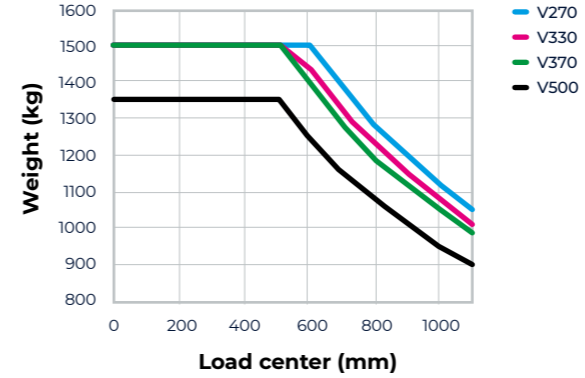
Load capacity values in above table are calculated with: battery weight: 820 kg or above, single tyres, 900 mm fork

* : Standard

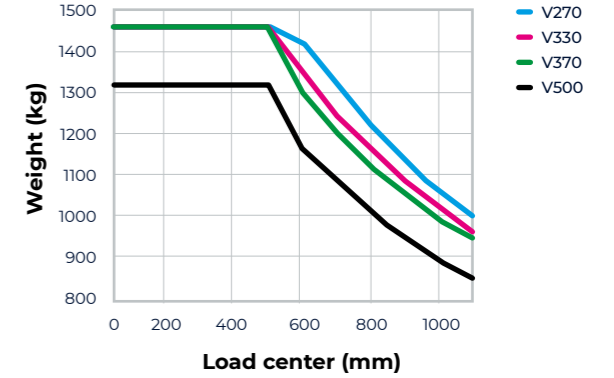
LOAD CAPACITY

15BT-9U

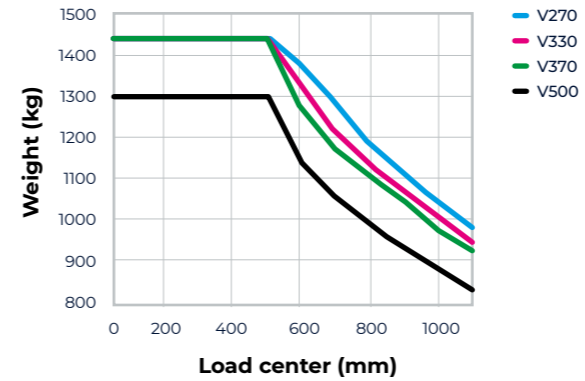
V-Mast / Single solid / 900 mm fork / No attachment



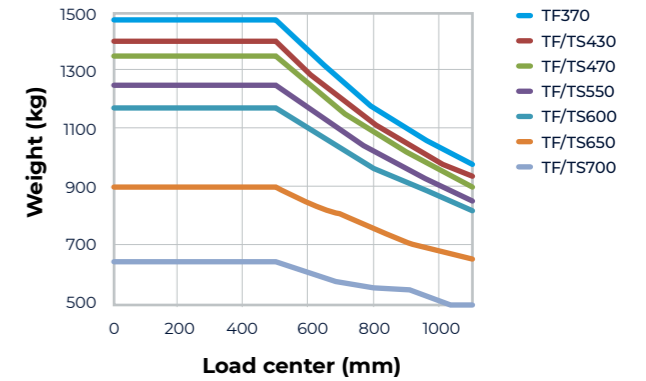
V-Mast / Single solid / 900 mm fork / INT. side shift



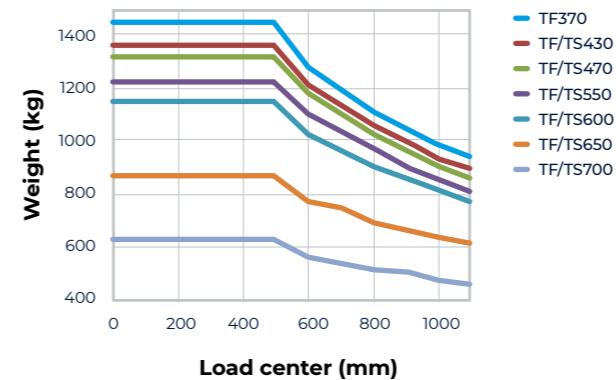
V-Mast / Single solid / 900 mm fork / Hook-on side shift



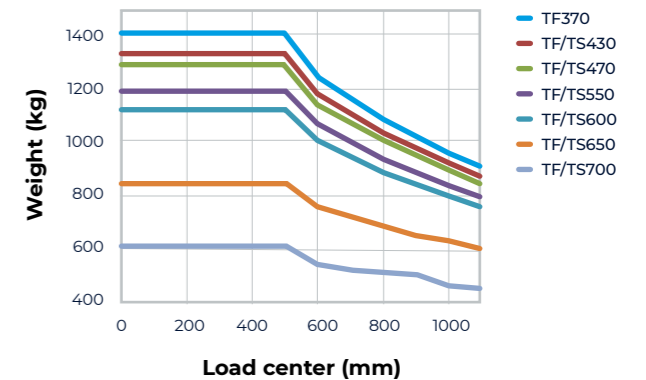
TF/TS-Mast / Single solid / 900 mm fork / No attachment



TF/TS-Mast / Single solid / 900 mm fork / INT. side shift



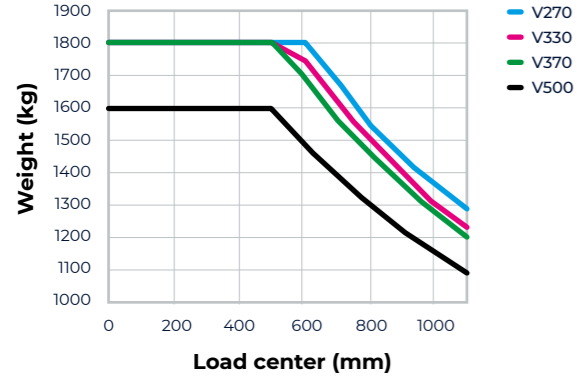
TF/TS-Mast / Single solid / 900 mm fork / Hook-on side shift



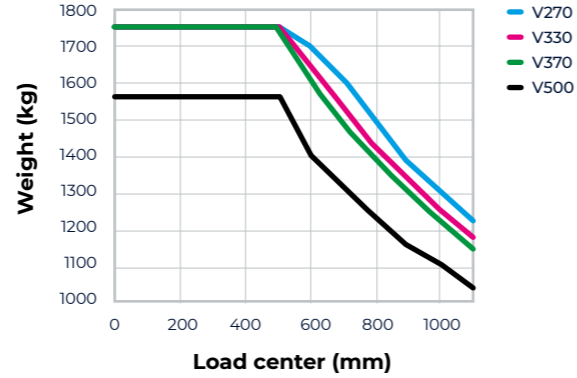
LOAD CAPACITY

18BT-9U

V-Mast / Single solid / 900 mm fork / No attachment

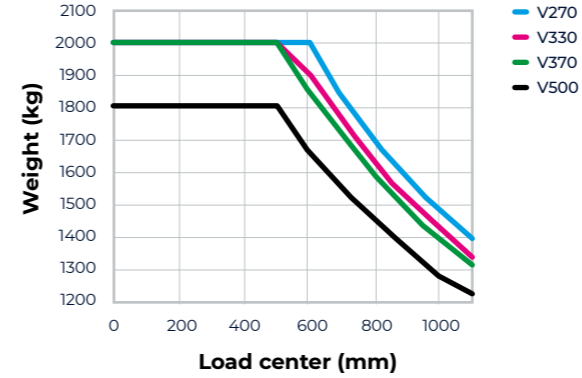


V-Mast / Single solid / 900 mm fork / INT. side shift

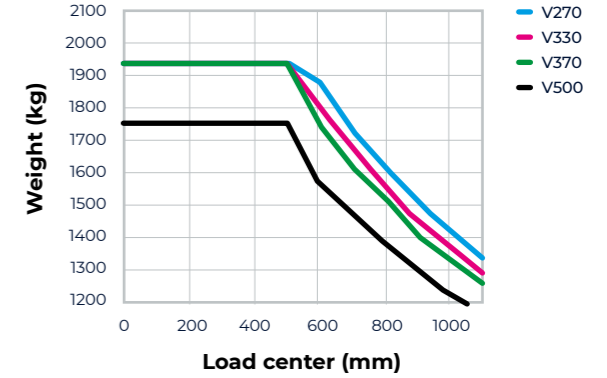


20BT-9U

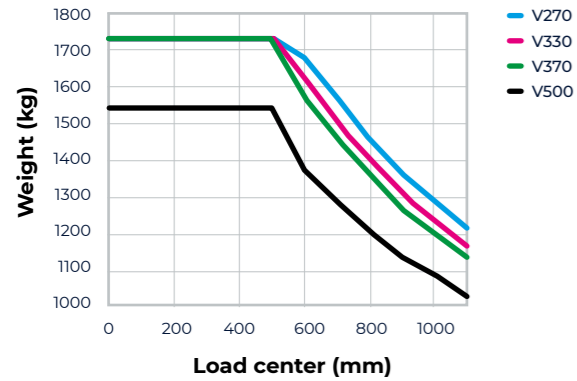
V-Mast / Single solid / 900 mm fork / No attachment



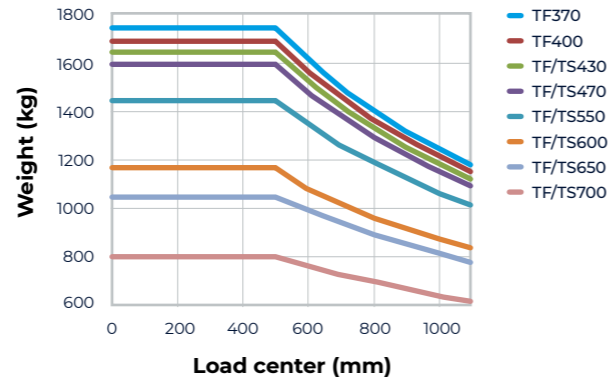
V-Mast / Single solid / 900 mm fork / INT. side shift



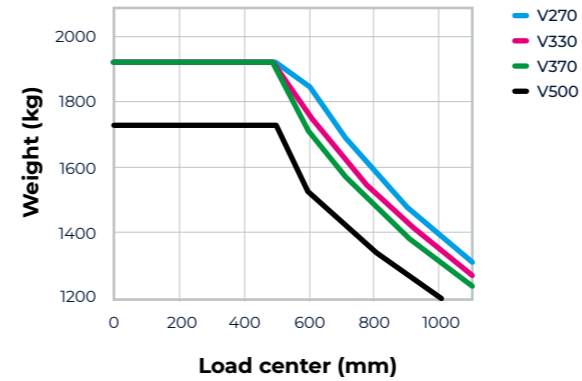
V-Mast / Single solid / 900 mm fork / Hook-on side shift



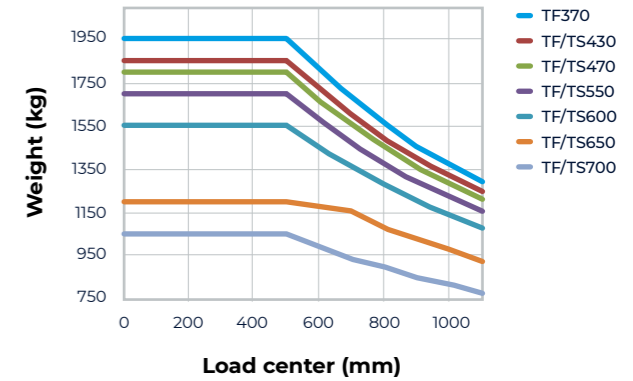
TF/TS-Mast / Single solid / 900 mm fork / No attachment



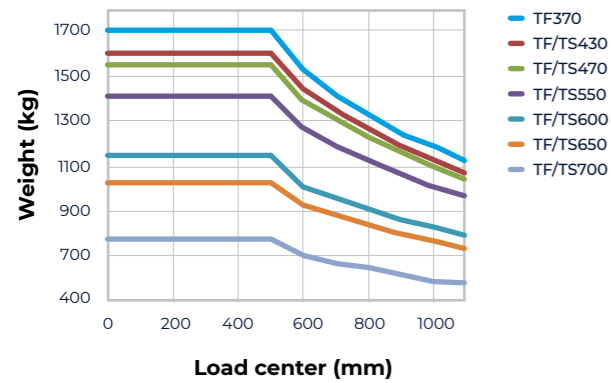
V-Mast / Single solid / 900 mm fork / Hook-on side shift



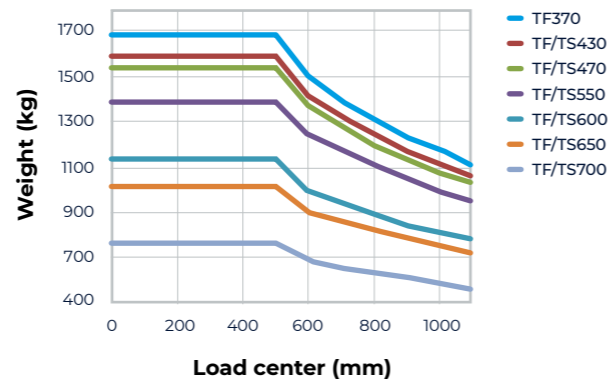
TF/TS-Mast / Single solid / 900 mm fork / No attachment



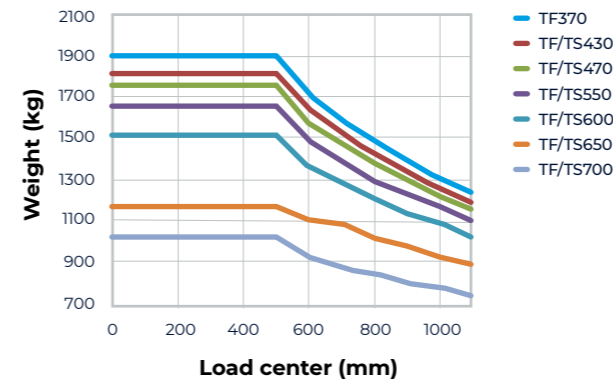
TF/TS-Mast / Single solid / 900 mm fork / INT. side shift



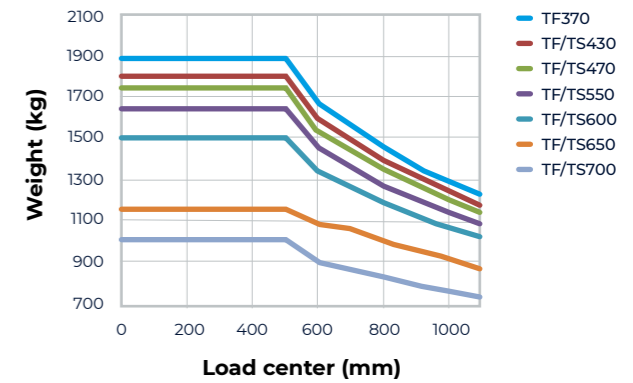
TF/TS-Mast / Single solid / 900 mm fork / Hook-on side shift



TF/TS-Mast / Single solid / 900 mm fork / INT. side shift



TF/TS-Mast / Single solid / 900 mm fork / Hook-on side shift





* Standard and optional equipment may vary by country. Contact your Hyundai dealer for more information.

* The machine may vary according to international standards. European specifications may differ from Korean specifications mentioned in the brochures.

* The photos may include attachments and optional equipment that are not available in your area.

* Materials and specifications are subject to change without advance notice.

Hyundai Construction Equipment Europe NV
Hyundailaan 4, 3980 Tessenderlo, Belgium
Tel: (+32) 14-56-2200 Fax: (+32) 14-59-3405

Doc. nr.: EN-202101 Rev1

Contact your Hyundai dealer.
hyundai-mh.eu



Address



Handling Machinery LTD

HHF037A, Industrial estate
BBG3000 HAL-FAR
Malta

+356 2148 56 81

info@rcvmalta.com

 **HYUNDAI**
MATERIAL HANDLING